



HANDBLOCK - ADJUSTING THE INSERTSTRIP

Hereafter follows a few examples of how to adjust the InsertStrip to suit a specific cable diameter.


EXAMPLE 1




Cable \varnothing 4-5 mm




EXAMPLE 2




Cable \varnothing 7-8 mm





EXAMPLE 3




Cable Ø 13-15 mm




EXAMPLE 4





EXAMPLE 5




Cable \varnothing 17-18 mm





EXAMPLE 6





EXAMPLE 7





EXAMPLE 8





EXAMPLE 9



EXAMPLE 10



EXAMPLE 11



EXAMPLE 12

